

**IOP** Publishing

# RESEARCH PUBLISHING GUIDE

Making your publication a success.

[iopublishing.org](http://iopublishing.org)



# YOUR GUIDE TO PUBLISHING AN ARTICLE WITH IOP PUBLISHING

Whether you are writing up the results of a PhD chapter or preparing your first manuscript for publication, we will guide you through the process of what you need to consider when submitting your first article with IOP Publishing.

Following some key points and taking some simple steps means that you will improve your chances of publication, and be ready to make an impact in the global scientific community.

## **Did you know?**

Last year articles published with **IOP Publishing** were downloaded over **78 million times**. And over **12 million of those downloads were to open access articles**.

Join our mission in advancing scientific knowledge across the globe.

# CONTENTS

---

<b>Before you write your article</b>	<b>04</b>
Your audience?	04
Which journal should you choose?	04
Advice from your peers	05
Considerations when choosing a journal	05
<hr/>	
<b>Writing your article</b>	<b>06</b>
Useful points	06
The structure of your manuscript	07
Read, review and edit	09
<hr/>	
<b>Submitting your article</b>	<b>10</b>
How to submit	10
Funding	11
Open access funding	11
Subscription publication	11
Transformative agreements	12
Credits	13
IOP Publishing's data availability policy	13
<hr/>	
<b>Peer review and reviewer reports</b>	<b>14</b>
Types of peer review	14
Peer review process video	14
Peer review at IOP Publishing	15
First decision	16
Rejected manuscripts	16
Benefits of article transfer options	16
Acceptance and publication	16
<hr/>	
<b>Post publication</b>	<b>17</b>
Maximize your article's impact	17
Protecting your rights	19
Additional support services	19

# BEFORE YOU WRITE YOUR ARTICLE

Your research is complete, and you are on the first step to writing and publishing your paper. Consider which journal is right for you and who your target audience is. Getting these initial steps right is important because it can affect the reach and appeal of your published work.

## Who is your audience?

Are your audience policy makers, fellow researchers or a non-specialist audience? Understanding this will help you know how to write about your research.

## Where are your audience?

Knowing where your audience are and which journals they are reading will help you to determine where to submit your manuscript so that you can reach them.

## Which journal should you choose?

Identifying the journal before you start writing your manuscript will also help you know how to format the paper according to any specific guidelines and criteria it may have. Understanding these will improve your chance of acceptance of publication.

Check if your institution has a transformative agreement with particular journals from IOP Publishing. They will aid costs for publishing open access by funding the article publication charge (APC). Find out more about open access funding options on page 11.



The secret of getting ahead is getting started. The secret of getting started is breaking your complex, overwhelming tasks into small manageable tasks, and then starting on the first one.

**Mark Twain**, American writer

## TIP

Once you know to which journal you will submit for publication, check out the type of research and papers already published in it to get a feel for how you should present your work.

### Advice from your peers

Writing your paper and getting published can be daunting, but it is also very rewarding, and your published work can help develop scientific breakthroughs. Hear some top tips from peers in the scientific community:



Writing skills are your Swiss Army knife to succeed in the process to publish your paper. Editors and reviewers demand high quality papers, but they also enjoy manuscripts nicely and clearly written, the same as the readers.

In order to publish innovative literature, you have to be aware of the state-of-the-art in your field. Read, read and read more, especially the journals you would like to publish in.

**Dr Eden Morales Narvaez**

Biophotonic Nanosensors Laboratory, Centro de Investigaciones en Óptica A. C, Mexico



Publishing is the essence of scientific work. Any piece of work that is not published or disseminated to the community simply does not exist. Hence, if you want to give visibility to your work, you have to publish it.

**Professor Caterina Cocchi**

University of Oldenburg, Germany

### Considerations when choosing which journal



**Peer review:** considered a stamp of quality in the research community. Check whether a journal provides a rigorous peer review service.



**Speed of publication:** if fast publication is important to you, check the publication times for the journal.



**Open access options:** open access accelerates the discovery of your research immediately and freely available online for anyone to read, download and share. Authors, research institutions or funding organizations may fund the costs of publishing. Check with your institution whether there is funding available.

### TIP

Investigate whether the journal has any article publication discounts which could help with funding, such as APC waivers.



More on our [website](#)

# WRITING YOUR ARTICLE

You know your audience and what journal you want to publish in, and you should be aware of any journal specific criteria. It's now time to start preparing your article.

## Useful points

- Gather your results and important data beforehand (notes, references, figures) – this will help you to organize your thoughts and plan your article outline.
- Identify the main point/research question of your paper and structure your writing around this. A good research paper addresses a specific research question.
- Use evidence to back up your message and create a logical discussion with this in mind.
- Remember your audience when you are thinking about your style of writing.
- Make your title and abstract clear and relevant to make it easier to be discovered.
- Include keywords and key search terms which reflect your content.
- The abstract is the second advertisement for your research article. Make sure it captivates your target audience and includes key terms.

## The structure of your manuscript

Although not all article types are structured the same, here is a typical example you can follow:



### • **TITLE**

- The article title is the most visible part of the article
- Concise yet informative, and draws attention
- Include keywords so your audience will understand what it is about

### • **ABSTRACT**

- Check journal length requirements for abstracts (~200 words)
- Summarize the key points of your research
- Mention the work and methods you undertook
- Claim your key findings

### • **INTRODUCTION**

- State why the problem you address is important
- Reference relevant results of previous published work to contextualize your work within the academic field
- Discuss the goal of your work, its scope and the main advances you are reporting


### • **METHODS**

- Specify the study design and data collection
- Outline the analysis methods
- Give sufficient information to allow other researchers to use your findings for future research

### • **FIGURES**

- Figures should be representative, clear and well designed
- Figures should have a self contained caption

### • **RESULTS AND DISCUSSION**

- Explain the results and emphasize significant findings clearly
  - Discuss the impact and importance of results compared with recent relevant research
  - Make sure your graphs and tables are clear and organized
- 



### **CONCLUSION**

- Summarize the key points made in the other sections
- Conclude overall discussion of article
- Link this section to the introduction

### **ACKNOWLEDGEMENTS**

- Recognize the contribution of funding bodies and anyone who has assisted in the work
- Acknowledge individuals who do not qualify for co-authorship but have contributed to your article intellectually, financially or in some other manner

### **REFERENCES**

- List relevant papers referred to in the other sections, citing original works, both historical and recent

### **TIPS**

- Focus on your title, intro and summary last.
- Use key terms in the title and abstract to enhance the discoverability of your research article.


### **Available services to help prepare**

You can access a range of free services and tools from [IOP Publishing's Publishing Support](#) to help increase the chances of your paper being accepted.



Visit our online publishing support author services. Here you will find:

- **Article templates** – both double and single anonymous templates. These may help to speed the publication of accepted articles.
- **Editage** – language and figure editing services to help you prepare your paper ready for submission.
- **Paperpal Preflight** – a free pre-submission feedback service which checks for and highlights issues before you submit your paper.
- **Submission checklist** – check you have covered everything before submitting your paper.



**Did you know** every day 70 authors are using our new pre-submission feedback service in their publishing journey.

### **Read, review and edit**

Once you have written your paper, read it thoroughly to identify any errors or mistakes. You could also ask colleagues and co-authors for a second opinion.

# SUBMITTING YOUR ARTICLE

Ready to submit your article? Here are the next steps.

## How to submit

You will find the 'Submit an article' link on every homepage of an IOP Publishing journal. You will need to make sure you have an account in our manuscript submissions system: ScholarOne.

You will first be asked to select an article type for your manuscript, to enter the title and abstract, and to select some keywords. Please note that, if your article is accepted for publication, these keywords will feature on the published article, and they will help with its discoverability.



**Did you know** you can track the progress of your article with our free article tracker. In 2021, Track my article was used over **7,000,000 times** which is over **1900 uses per day**.



## Do you have WeChat?

Authors from China can submit the article ID in the official account, and immediately obtain the status information of the article. If you have a WeChat account, you can use this to check the status of your article during the publication process.

Scan the QR code to access our WeChat account.

## **Funding**

### **Open access funding**

There is a range of options to enable authors to publish their work on an open access basis.

**Gold open access:** authors can make their final published article immediately free to read and reuse by others in all of IOP Publishing's primary research journals and many of the journals we publish on behalf of our society partners.

**Green open access:** authors publishing in one of IOP Publishing's subscription-based journals can archive the accepted version of their article on a personal website immediately or on an institutional or subject repository 12 months after publication. A preprint of the article can be posted at any time on non-commercial repositories or preprint servers such as arXiv.


The costs associated with high-quality open access publishing in IOP Publishing's journals are covered by APCs. These can be paid by organizations, funders or researchers.

There are APC waivers and agreements for authors in certain countries and institutions. We advise authors to check institution and funder policies on open access before submitting an article. Applications for discretionary waivers for authors from other countries who are unable to pay an APC will be considered on a case-by-case basis.

You can find all the countries listed for the discounts on our website [Publishing Support](#).

### **Subscription publication**

You also have the option to publish under a subscription model, whereby your article will be protected by copyright and will generally only be available to subscribers of the journal. There is usually no fee for publication on this basis, although a limited number of journals have page charges.



**Did you know** in 2023, we published more than **4000 open access articles** through our transformative agreements.

### Open access through transformative agreements

- Your institution may cover the cost of your APC if it has an agreement in place with us.
- You can find a list of all our agreements, including member institutions and eligible journals on our [website](#).
- You submit your work as normal and then if you are eligible, our publishing team will get in contact with you.
- We have a frequently asked questions section on our [website](#).
- We have agreements with more than 700 institutions across 28 countries worldwide.

### What exactly is a transformative agreement?

Transformative agreements, also known as read and publish agreements, are contracts between publishers and institutions. They allow authors to publish articles with immediate open access, and without paying any of the associated article publication charges because the payment has been covered up front by their institution.

'Why publish OA under a TA video'

## Why publish open access under a transformative agreement?



**IOP** Publishing

There are many benefits you will receive when you publish your paper as an open access article. Here are the top three:

- 1** Your work will be globally accessible, and therefore accelerate scientific discovery.
- 2** News, blogs and researchers on social media will be able to share your work.
- 3** Your article is likely to receive more downloads and citations than if you published non-open access.

### **Credits**

There are additional opportunities for reduced APCs which include:

- A 10% credit that is available for reviewers who review articles for selected journals from our portfolio.
- Member discounts for authors of articles in fully gold open access journals who are members of the Institute of Physics and certain affiliated societies entitled to discounted APCs.

### **IOP Publishing's data availability policy**

Please check that your article complies with the policy before submission. Please note that this policy requires authors to include a data availability statement in their article.

For any questions about the policy please contact the journal.

Many research funders now require authors to make all data related to their research available in an online repository. Please refer to the policy for further information about research data, data repositories and data citation.

# PEER REVIEW AND REVIEWER REPORTS

Once submitted, your article will be reviewed by expert peers in the field. They will assess the quality and originality, then help the journal's editors make a decision on the publication of your article.

**There are different types of peer review:**

**Single anonymous** is where reviewers are anonymous to authors, but author identities are visible to reviewers.

**Double anonymous** is the default on all IOP Publishing's journal titles. Reviewers do not know the identity of the authors, and authors do not know the identity of the reviewers. This has the potential to reduce bias with respect to gender, race and country of origin or affiliation, leading to a more equitable system..

**Transparent peer review** shows the complete peer review process from initial review to final decision when both authors and reviewers opt-in. This is available on all IOP Publishing open access journals. On these open access journals, double anonymous peer review is applied before publication, and transparent review is delivered post-publication. Together these two processes complement each other, allowing for maximum objectivity during the review process, and maximum transparency after publication.

You can find out more about the different peer review models on IOP Publishing journals on our [website](#).

The time of peer review varies from journal to journal. You can find this information on the journal homepages, including time to first decision and cite score.

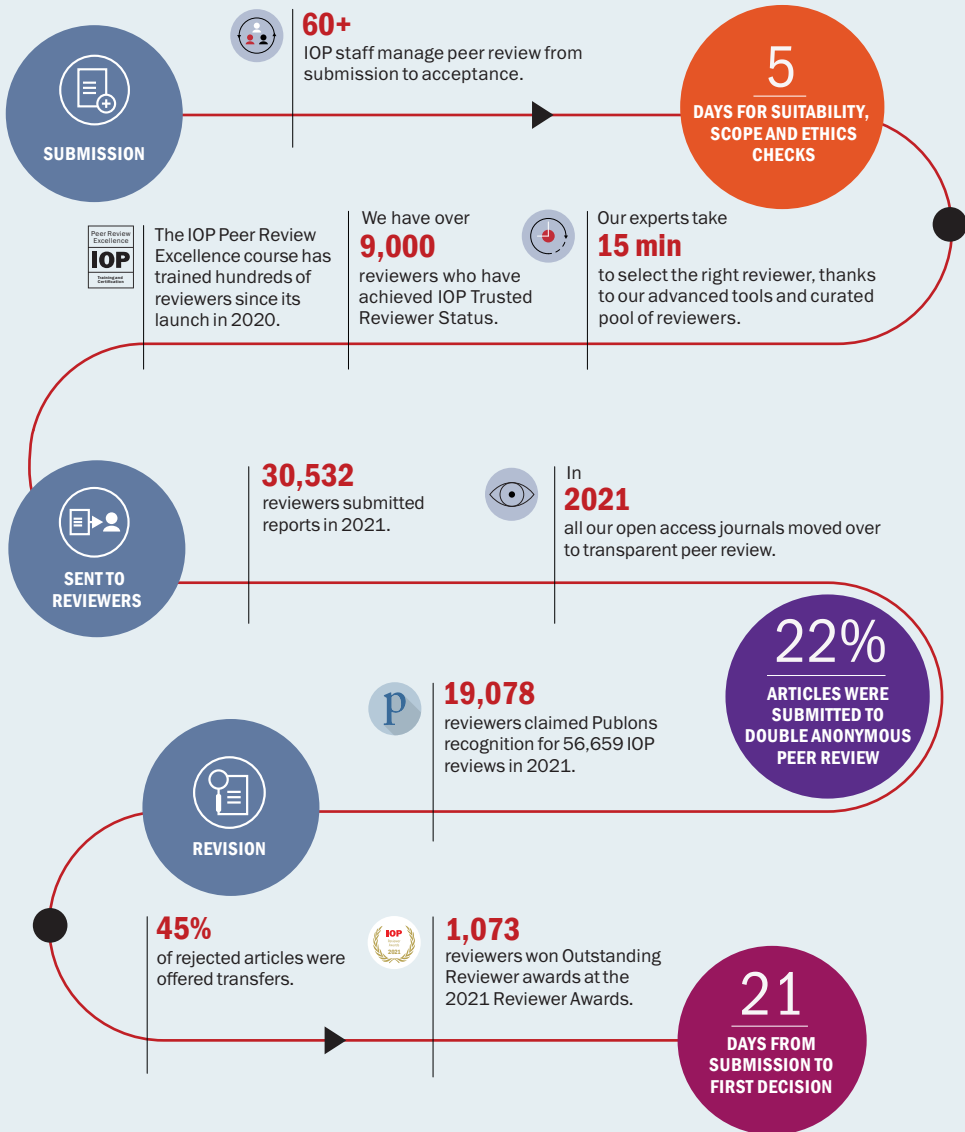


Watch this [short video](#) on the peer review process for more information.

# Peer review at IOP Publishing

Peer review plays an essential role in maintaining quality across scientific scholarly communications. At IOP Publishing, we manage the process of peer review, allowing reviewers and board members to concentrate on the science.

[iopublishing.org/peer-review](https://iopublishing.org/peer-review)



\* All statistics are for the full year of 2021 unless otherwise stated.

## First decision

### Rejected manuscripts

Don't worry if the first decision you receive is a rejection. It can happen to any researcher at some point in their careers. It is important that you review the report carefully and understand why and how you can amend your paper to ensure it is suitable for re-submission.

Don't ignore any parts of the report – if you are not acting on any of the advice then give reasons why not.

### Benefits of article transfer options

It may be suggested that your article is more suited for an alternative IOP Publishing journal, due to it being more in line with the scope and audience. The benefits of transfer options are:

- **Time saving:** you do not need to complete a new submission elsewhere.
- **You save effort:** your article, along with all relevant submission information and reviewer reports (if present), will be transferred to the new journal.
- **More likely to be accepted:** we only offer a transfer if we know the article has the potential to be published by another IOP Publishing journal.

It's important to note that a transfer is not a guarantee of acceptance. The Editor on the new journal may decide that the article needs further rounds of review to ensure suitability for the journal.

### Acceptance and publication:

Once the paper is accepted, it can be available to readers online just 24 hours later.

Take some time to make sure that the final proof version you approve is exactly as you wish it to appear online, as it will be too late to make changes later. Any corrections after this must be done through a corrigendum or erratum, which is a separate publication.

### Did you know?

- OA article downloads are on average **70%** higher than non OA articles in the same journal.
- OA article citations are on average **15%** higher than non OA articles in the same journal.
- OA article Altmetric scores are on average **19%** higher than non OA articles in the same journal.



# MAXIMIZE YOUR ARTICLE'S IMPACT

It is now time to promote your paper to the research community, elevating its reach and impact and therefore increasing its value and your profile as an author.

The true value and impact of your paper can be greatly enhanced by sharing it with your peers. The more people who read, cite and benefit from your research, the more valuable your paper becomes and the greater your esteem as an author. This is more important than ever given that the impact of research papers is becoming increasingly valuable to funders and institutions.

As a learned-society publisher, we are committed to ensuring your article reaches as wide an audience as possible. To complement the visibility that we provide, we recommend that you, as the author, follow some of these tips to help share your research with the most relevant audience for your work.

### Top tips:

- 1 Email people you have referenced in your paper, and other key colleagues in your field, with a link to your paper.
- 2 Use social media to tell people about your work through blogging or through other outlets such as X, formally known as Twitter, Facebook, WeChat and Weibo (don't forget to tag us in your post and use relevant hashtags so that we can share your post across our social media accounts).
- 3 Update your profile on professional and academic networking sites (such as LinkedIn, ResearchGate and Mendeley) with a link to your article or abstract as per the content-sharing guidelines of the networking site.
- 4 Update your institutional/departmental homepage and research group website with a link to your paper.
- 5 Contact your institution's press office with a summary of your paper and ask for advice about promoting it to the media.
- 6 Write a lay summary of your paper (with a link to the full version) and send to blogs in your subject area.
- 7 Produce a video abstract giving an accessible introduction to your article--this can help to encourage people to read your paper.
- 8 Use a service like Kudos to help more people find and understand your work.
- 9 Mention your publication at conferences when giving presentations, and have copies to hand out to colleagues.
- 10 Check major abstracting and indexing services (e.g. Web of Science and Scopus) to make sure that your published paper is listed with correct details.
- 11 Update any citations to your article on pre-print servers or in documents/presentations where you have referred to this work. The IOP Publishing citation style is: [Author list] [Year] [Journal name] [Volume] [Article/Page number].

## Protecting your rights

### Copyright

The content in IOP Publishing's journals and its publishing partner journals is protected by copyright. For articles published under the gold open access model, in the case of IOP Publishing owned journals, the authors retain the copyright in the article and grant IOP Publishing a non-exclusive licence to publish the article.

### Permissions

Any time you are using content not original to your article in a work to be published with IOP Publishing, you will need to ensure you have the correct permissions.

To reuse content published by IOP Publishing or its partners, you may need to request express permission. If permission is required, the way you will need to obtain this permission depends on what material you wish to reuse, and how you wish to reuse it.

### Plagiarism

All sources used in a paper should be clearly cited and permission must be sought for the reproduction of large amounts of previously published material.

Any copyright and permissions questions should be addressed to [permissions@iopublishing.org](mailto:permissions@iopublishing.org).

## Additional support services



**Altmetric 'donut'** – Altmetrics displays an 'Altmetric Attention Score', which is their high-level measure of the quality and quantity of online attention that a paper has received, including mentions from social media sites, newspapers, policy documents, blogs, Wikipedia and many other sources.



**Dimensions badge** - the citations that have been identified for a publication. You can use the Dimensions details page to find out which works have cited this particular publication.



**Publons** – a free service which enables you to track, verify and showcase your peer review contributions.



**ORCID** – this ID/profile will link all your research together and link all your research with you as you engage in research, scholarship and innovation activities.

**Like and Follow**



**IOP Publishing**

The Distillery Glassfields 2  
2 Avon St  
Bristol  
BS2 0GR

**[iopublishing.org](http://iopublishing.org)**